

**schver**  
fittings

**RACCORDI IN ACCIAIO INOX**

**SERIE 3000 - NPT**



**Indice**

SF 101 p. 3



SF 102 p. 3



SF 103 p. 3



SF 105 p. 3



SF 106 p. 4



SF 107 p. 4



F 110 p. 4



SF 111 p. 4



SF 130 p. 5



SF 132 p. 5



SF 133 p. 5



SF 134 p. 5



SF 134S p. 6



SF 138 p. 6



SF 140 p. 6



SF 141 p. 6



SF 144 p. 7



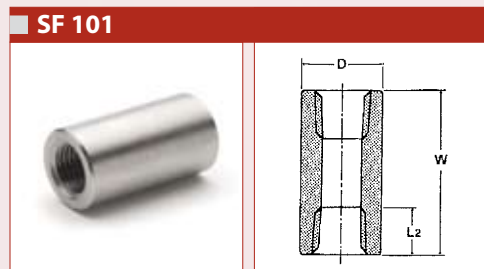
SF 151 p. 7



SF 152 p. 7



## Manicotto



NOMINALE PIPE SIZE		1/8	1/4	3/8	1/2	3/4	1	1 1/4	1 1/2	2	2 1/2	3	4
LENGHT OF THREADED MIN	L2	6.5	10	10.5	13.5	14	17.5	18	18.5	19	29	30.5	33
3000 LBS	W	32	35	38	48	51	60	67	79	86	92	108	121
	D	16	19	22	29	35	44	57	64	76	92	108	140

## Nipplo doppio

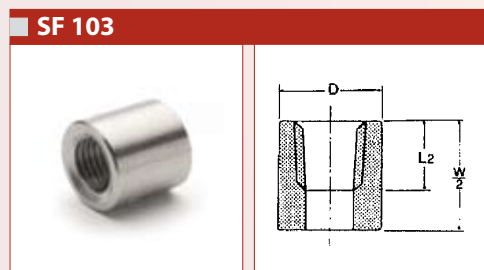


NOMINALE PIPE SIZE		1/8	1/4	3/8	1/2	3/4	1	1 1/4	1 1/2	2	2 1/2	3	4
3000 LBS	D	10.2	13.5	17.2	21.3	26.9	33.7	42.4	48.3	60.3	76.1	88.9	114.3
LUNGHEZZA FILETTO mm		30	35	40	50	60	70	80	100	120	150	200	

Es. ordine: SF 102 12 40 NPT 6 - 4AP


- SF → gruppo articolo
- 102 → misura
- 12 → filetto
- 40 → lunghezza filetto
- NPT → materiale
- 6 - 4AP → indicare se si desidera per serie 6000

## Mezzo manicotto



NOMINALE PIPE SIZE		1/8	1/4	3/8	1/2	3/4	1	1 1/4	1 1/2	2	2 1/2	3	4
LENGHT OF THREADED MIN	L2	6.5	10	10.5	13.5	14	17.5	18	18.5	19	29	30.5	33
3000 LBS	W	32	35	38	48	51	60	67	79	86	92	108	121
	D	16	19	22	29	35	44	57	64	76	92	108	140

## Nipplo esagonale ridotto




NOMINALE PIPE SIZE		1/8	1/4	3/8	1/2	3/4	1	1 1/4	1 1/2	2	2 1/2	3	4
3000 LBS	W	24	36	40	48	52	60	68	68	71	84	110	125
	S	12	15	18	22	27	35	43	50	62	75	90	120
	B	4.5	6.3	9	11.5	16	21	29	34	43	54	67	87

Es. ordine: SF 151 12 NPT 6 - 4AP

- SF → gruppo articolo
- 151 → misura
- 12 → filetto
- NPT → materiale
- 6 - 4AP → indicare se si desidera per serie 6000


- 4 AP = AISI 316L o 1.4404
- 2 AP = AISI 304L o 1.4306
- A richiesta serie 6000

## Riduzione M/F



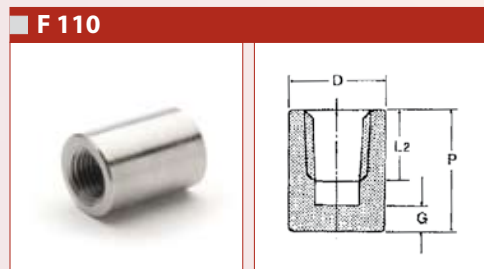
NOMINALE PIPE SIZE	1/8	1/4	3/8	1/2	3/4	1	1 1/4	1 1/2	2	2 1/2	3	4
A MIN.	9.5	11.0	12.5	14.5	16.0	19.0	20.5	20.5	22.0	27.0	28.5	32.0
F NOM.	11.0	16.0	17.5	22.0	27.0	35.0	44.5	51.0	63.5	76.0	89.0	117.5
G MIN.	-	3	4	5	6	6	7	8	9	10	10	13

## Nipplo esagonale




NOMINALE PIPE SIZE		1/8	1/4	3/8	1/2	3/4	1	1 1/4	1 1/2	2	2 1/2	3	4
3000 LBS	W	24	36	40	48	52	60	68	68	71	84	110	125
	S	12	15	18	22	27	35	43	50	62	75	90	120
	B	4.5	6.3	9	11.5	16	21	29	34	43	54	67	87

## Tappo F



NOMINALE PIPE SIZE		1/8	1/4	3/8	1/2	3/4	1	1 1/4	1 1/2	2	2 1/2	3	4
LENGHT OF THREADED MIN	L2	6.5	10	10.5	13.5	14	17.5	18	18.5	19	29	30.5	33
3000 LBS	P	19	25	25	2	7	41	44	44	48	60	65	68
	D	16	19	22	29	35	44	57	64	76	92	108	140
	G MIN.	5.0	5.0	5.0	6.5	6.5	9.5	9.5	11	12.5	16.0	19.0	22.0

## Tappo esagonale M



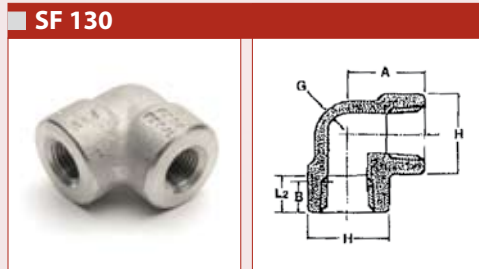
NOMINALE PIPE SIZE			1/8	1/4	3/8	1/2	3/4	1	1 1/4	1 1/2	2	2 1/2	3	4
DIAM. TASCA SOCKET BORE	B	MAX	10.90	14.35	17.80	21.95	27.30	34.05	42.80	48.90	61.35	74.20	90.15	115.80
		MIN	10.65	14.10	17.55	21.70	27.05	33.80	42.55	48.65	61.10	73.80	89.80	115.45
C	MAX	3.20	3.80	4.00	4.65	4.90	5.70	6.05	6.35	6.95	8.75	9.50	10.7	
	MIN	3.20	3.30	3.50	4.10	4.25	5.00	5.30	5.55	6.05	7.65	8.30	9.35	
D	MAX	7.6	10.0	13.3	16.6	21.7	27.4	35.8	41.7	53.5	64.2	79.5	103.8	
	MIN	6.1	8.5	11.8	15.0	20.2	25.9	34.3	40.1	51.7	61.2	76.4	100.7	
E	MAX	8	8	9	13	13	17	17	17	23	24	24	24	
	MIN	5	5	5	6	6	9	9	9	15	14	14	14	

Es. ordine: SF 151 12 NPT 6-4AP

↳ gruppo articolo  
 ↳ misura  
 ↳ filetto  
 ↳ materiale  
 ↳ indicare se si desidera per serie 6000

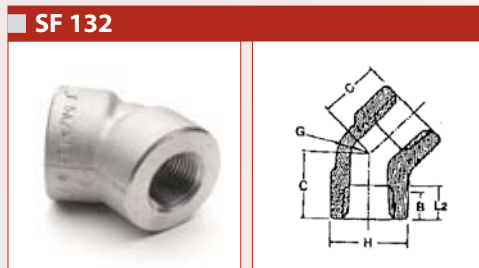
- 4 AP = AISI 316L o 1.4404
- 2 AP = AISI 304L o 1.4306
- A richiesta serie 6000

### Gomito 90° F/F



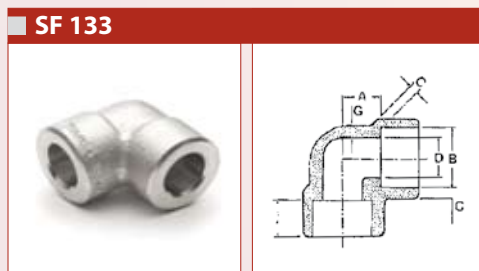
NOMINALE PIPE SIZE		1/8	1/4	3/8	1/2	3/4	1	1 1/4	1 1/2	2	2 1/2	3	4
LUNGHEZZA MIN. FILETTATURA	B	6.5	8	9	11	12.5	14.5	17	18	19	23.5	26	27.5
LENGHT OF THREAD MIN.	L2	6.5	10	10.5	13.5	14	17.5	18	18.5	19	29	30.5	33
3000 LBS	A	21	25	29	33	38	44	51	60	64	83	95	114
	C	17	19	22	25	29	33	35	43	45	52	64	79
	H	22	25	33	38	46	56	62	75	84	102	121	152
	G	3	3.5	3.5	4	4.5	5	5.5	5.5	7	7.5	9	11

### Gomito 45° F/F



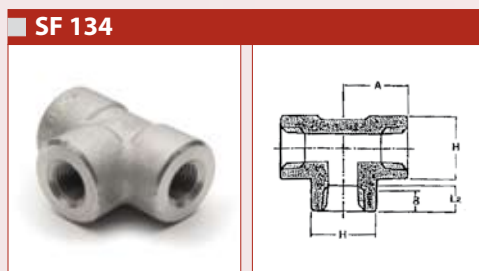
NOMINALE PIPE SIZE		1/8	1/4	3/8	1/2	3/4	1	1 1/4	1 1/2	2	2 1/2	3	4
LUNGHEZZA MIN. FILETTATURA	B	6.5	8	9	11	12.5	14.5	17	18	19	23.5	26	27.5
LENGHT OF THREAD MIN.	L2	6.5	10	10.5	13.5	14	17.5	18	18.5	19	29	30.5	33
3000 LBS	A	21	25	29	33	38	44	51	60	64	83	95	114
	C	17	19	22	25	29	33	35	43	45	52	64	79
	H	22	25	33	38	46	56	62	75	84	102	121	152
	G	3	3.5	3.5	4	4.5	5	5.5	5.5	7	7.5	9	11

### Gomito 90° a saldare



NOMINALE PIPE SIZE		1/8	1/4	3/8	1/2	3/4	1	1 1/4	1 1/2	2	2 1/2	3	4
DIAM. TASCA SOCKET BORE	B	MAX 10.90 MIN 10.65	14.35 14.10	17.80 17.55	21.95 21.70	27.30 27.05	34.05 33.80	42.80 42.55	48.90 48.65	61.35 61.10	74.20 73.80	90.15 89.80	115.80 115.45
	D	MAX 7.6 MIN 6.1	10.0 8.5	13.3 11.8	16.6 15.0	21.7 20.2	27.4 25.9	35.8 34.3	41.7 40.1	53.5 51.7	64.2 61.2	79.5 76.4	103.8 100.7
3000 LBS	C	MAX 3.2 MIN 3.2	3.8 3.3	4.0 3.5	4.85 4.10	4.90 4.25	5.70 5.00	6.05 5.3	6.35 5.55	6.95 6.05	8.75 7.65	9.50 8.30	10.70 9.35
	G	MAX 2.4 MIN 10	3	3.2	3.75	3.90	4.55	4.85	5.10	5.55	7.0	7.60	8.55
A	MAX 12 MIN 10	12 10	12 10	15 12	17 14	21 18	24 20	29 25	34 30	40 36	44 39	60 55	69 64

### Tee F/F/F



NOMINALE PIPE SIZE		1/8	1/4	3/8	1/2	3/4	1	1 1/4	1 1/2	2	2 1/2	3	4
LUNGHEZZA MIN. FILETTATURA	B	6.5	8	9	11	12.5	14.5	17	18	19	23.5	26	27.5
LENGHT OF THREAD MIN.	L2	6.5	10	10.5	13.5	14	17.5	18	18.5	19	29	30.5	33
3000 LBS	A	21	25	29	33	38	44	51	60	64	83	95	114
	H	22	25	33	38	46	56	62	75	84	102	121	152

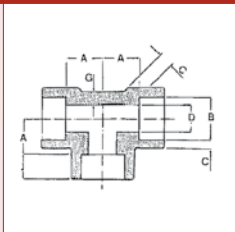
Es. ordine: SF 151 12 NPT 6-4AP

- SF: gruppo articolo
- 151: misura
- 12: filetto
- NPT: materiale
- 6-4AP: indicare se si desidera per serie 6000

• 4 AP = AISI 316L o 1.4404  
 • 2 AP = AISI 304L o 1.4306  
 • A richiesta serie 6000

### Tee a saldare

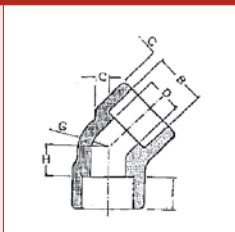
#### SF 134S



NOMINALE PIPE SIZE			1/8	1/4	3/8	1/2	3/4	1	1 1/4	1 1/2	2	2 1/2	3	4
DIAM. TASCA SOCKET BORE	B	MAX	10.90	14.35	17.80	21.95	27.30	34.05	42.80	48.90	61.35	74.20	90.15	115.80
		MIN	10.65	14.10	17.55	21.70	27.05	33.80	42.55	48.65	61.10	73.80	89.80	115.45
	D	MAX	7.6	10.0	13.3	16.6	21.7	27.4	35.8	41.7	53.5	64.2	79.5	103.8
		MIN	6.1	8.5	11.8	15.0	20.2	25.9	34.3	40.1	51.7	61.2	76.4	100.7
3000 LBS	C	MAX	3.2	3.8	4.0	4.65	4.90	5.70	6.05	6.35	6.95	8.75	9.50	10.70
		MIN	3.2	3.3	3.5	4.10	4.25	5.00	5.3	5.55	6.05	7.65	8.30	9.35
	G	MAX	2.4	3	3.2	3.75	3.90	4.55	4.85	5.10	5.55	7.0	7.60	8.55
		MIN	2.4	3	3.2	3.75	3.90	4.55	4.85	5.10	5.55	7.0	7.60	8.55
	A	MAX	12	12	15	17	21	24	29	34	40	44	60	69
		MIN	10	10	12	14	18	20	25	30	36	39	55	64

### Gomito 45° a saldare

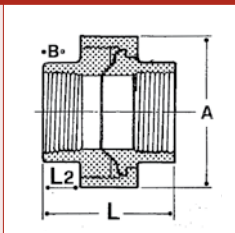
#### SF 138



NOMINALE PIPE SIZE			1/8	1/4	3/8	1/2	3/4	1	1 1/4	1 1/2	2	2 1/2	3	4
DIAM. TASCA SOCKET BORE	B	MAX	10.90	14.35	17.80	21.95	27.30	34.05	42.80	48.90	61.35	74.20	90.15	115.80
		MIN	10.65	14.10	17.55	21.70	27.05	33.80	42.55	48.65	61.10	73.80	89.80	115.45
	D	MAX	7.6	10.0	13.3	16.6	21.7	27.4	35.8	41.7	53.5	64.2	79.5	103.8
		MIN	6.1	8.5	11.8	15.0	20.2	25.9	34.3	40.1	51.7	61.2	76.4	100.7
3000 LBS	C	MAX	3.2	3.8	4.0	4.85	4.90	5.70	6.05	6.35	6.95	8.75	9.50	10.70
		MIN	3.2	3.3	3.5	4.10	4.25	5.00	5.3	5.55	6.05	7.65	8.30	9.35
	G	MAX	2.4	3	3.2	3.75	3.90	4.55	4.85	5.10	5.55	7.0	7.60	8.55
		MIN	2.4	3	3.2	3.75	3.90	4.55	4.85	5.10	5.55	7.0	7.60	8.55
	H	MAX	9	9	9	13	14	16	19	23	27	31	34	44
		MIN	7	7	7	10	11	12	15	19	23	27	29	39

### Unione a 3 pezzi F/F

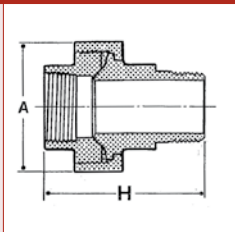
#### SF 140



NOMINALE PIPE SIZE			1/8	1/4	3/8	1/2	3/4	1	1 1/4	1 1/2	2	2 1/2	3	4	
LUNG. FILETTO	B		6.5	8	9	11	12.5	14.5	17	18	19	23.5	26	27.5	
LENGHT OF THREADED MIN	L2		6.5	10	10.5	13.5	14	17.5	18	18.5	19	29	30.5	33	
3000 LBS	W		32	35	38	48	51	60	67	79	86	92	108	121	
		D		16	19	22	29	35	44	57	64	76	92	108	140
			H		-	64	69	73	86	92	99	120	130	-	-

### Unione a 3 pezzi M/F

#### SF 141




NOMINALE PIPE SIZE			1/8	1/4	3/8	1/2	3/4	1	1 1/4	1 1/2	2	2 1/2	3	4
3000 LBS	A		32	36	41	47	55	65	81	85	100	123	148	195
	H		-	64	69	73	86	92	99	120	130	-	-	-

Es. ordine: SF 151 12 NPT 6-4AP → materiale  
 → indicare se si desidera per serie 6000  
 → filetto  
 → misura  
 → gruppo articolo

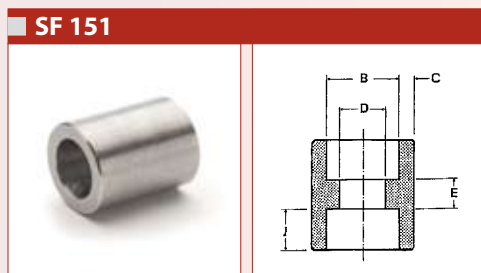
- 4 AP = AISI 316L o 1.4404
- 2 AP = AISI 304L o 1.4306
- A richiesta serie 6000

## Unione a 3 pezzi a saldare



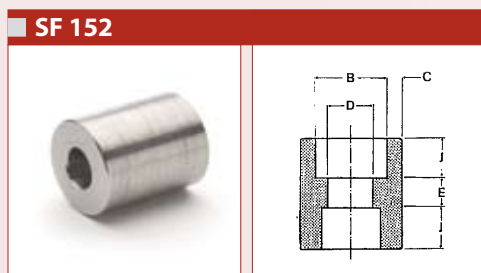
NOMINALE / PIPE SIZE			1/8	1/4	3/8	1/2	3/4	1	1 1/4	1 1/2	2	2 1/2	3	4
DIAM. TASCA SOCKET BORE	B	MAX	10.90	14.35	17.80	21.95	27.30	34.05	42.80	48.90	61.35	74.20	90.15	115.80
		MIN	10.65	14.10	17.55	21.70	27.05	33.80	42.55	48.65	61.10	73.80	89.80	115.45
PROF. TASCA DEPTH. SOCKET	J	MAX	10	10	10	10	13	13	13	13	16	16	16	19
		MIN												
DIMENSIONE BOCCHETTONE 3000 LBS	H	NOM	44	46	49	49	60	62	71	86	94	120	120	167
		MIN												
DIMENSION OF UNION 3000 LBS	A	NOM	32	36	41	47	55	65	81	85	100	123	148	195
		MIN												
3000 LBS	C	MAX	3.20	3.80	4.00	4.65	4.90	5.70	6.05	6.35	6.95	8.75	9.50	10.7
		MIN	3.20	3.30	3.50	4.10	4.25	5.00	5.30	5.55	6.05	7.65	8.30	9.35
	D	MAX	7.6	10.0	13.3	16.6	21.7	27.4	35.8	41.7	53.5	64.2	79.5	103.8
		MIN	6.1	8.5	11.8	15.0	20.2	25.9	34.3	40.1	51.7	61.2	76.4	100.7

## Manicotto a saldare



NOMINALE PIPE SIZE			1/8	1/4	3/8	1/2	3/4	1	1 1/4	1 1/2	2	2 1/2	3	4
DIAM. TASCA SOCKET BORE	B	MAX	10.90	14.35	17.80	21.95	27.30	34.05	42.80	48.90	61.35	74.20	90.15	115.80
		MIN	10.65	14.10	17.55	21.70	27.05	33.80	42.55	48.65	61.10	73.80	89.80	115.45
3000 LBS	C	MAX	3.20	3.80	4.00	4.65	4.90	5.70	6.05	6.35	6.95	8.75	9.50	10.7
		MIN	3.20	3.30	3.50	4.10	4.25	5.00	5.30	5.55	6.05	7.65	8.30	9.35
	D	MAX	7.6	10.0	13.3	16.6	21.7	27.4	35.8	41.7	53.5	64.2	79.5	103.8
		MIN	6.1	8.5	11.8	15.0	20.2	25.9	34.3	40.1	51.7	61.2	76.4	100.7
E	MAX	8	8	9	13	13	17	17	17	23	24	24	24	
	MIN	5	5	5	6	6	9	9	9	15	14	14	14	

## Manicotto ridotto a saldare





NOMINALE PIPE SIZE			1/8	1/4	3/8	1/2	3/4	1	1 1/4	1 1/2	2	2 1/2	3	4
DIAM. TASCA SOCKET BORE	B	MAX	10.90	14.35	17.80	21.95	27.30	34.05	42.80	48.90	61.35	74.20	90.15	115.80
		MIN	10.65	14.10	17.55	21.70	27.05	33.80	42.55	48.65	61.10	73.80	89.80	115.45
3000 LBS	C	MAX	3.20	3.80	4.00	4.65	4.90	5.70	6.05	6.35	6.95	8.75	9.50	10.7
		MIN	3.20	3.30	3.50	4.10	4.25	5.00	5.30	5.55	6.05	7.65	8.30	9.35
	D	MAX	7.6	10.0	13.3	16.6	21.7	27.4	35.8	41.7	53.5	64.2	79.5	103.8
		MIN	6.1	8.5	11.8	15.0	20.2	25.9	34.3	40.1	51.7	61.2	76.4	100.7
E	MAX	8	8	9	13	13	17	17	17	23	24	24	24	
	MIN	5	5	5	6	6	9	9	9	15	14	14	14	

Es. ordine: SF 151 12 NPT 6-4AP

↳ gruppo articolo  
 ↳ misura  
 ↳ filetto  
 ↳ materiale  
 ↳ indicare se si desidera per serie 6000

- 4 AP = AISI 316L o 1.4404
- 2 AP = AISI 304L o 1.4306
- A richiesta serie 6000

# La nostra produzione in acciaio inox



## Filiali



Schwer Fittings GmbH  
Hauptstrasse 150  
D-78588 Denkingen  
Tel. +49 (0) 74 24-98 25-0  
Fax +49 (0) 74 24-98 25-90  
info@schwer.com



Schwer Fittings Ges. m. b. H.  
Lenastrasse 12  
A-4020 Linz  
Tel. +43 (0) 732-34 19 33-0  
Fax +43 (0) 732-34 19 33-20  
info@schwer.at



Our agencies:  
Titon AG • Letzistrasse 29  
CH-9015 St. Gallen - Winkeln  
Tel. +41 (0) 71-31 357-02  
Fax +41 (0) 71-31 357-05  
info@titon.ch



Schwer Fittings Ltd.  
Unit 20, Wharf Employment  
Area Howley Warrington  
Cheshire WA1 2HT  
Tel. +44 (0) 19 25 63 90-06  
Fax +44 (0) 19 25 63 90-07  
info@schwer.co.uk



Schwer Fittings SARL  
PAE de Pre-Mairy  
86 route du Vieran  
F-74370 Pringy  
Tel. +33 (0) 450-66 94-00  
Fax +33 (0) 450-66 94-50  
info@schwer.fr



Schwer Fittings srl  
Via Fiume 8  
I-37135 Verona  
Tel. +39 0 45-50 01 09  
Fax +39 0 45-8 20 35 46  
info@schwer.it



Schwer Fittings S. L.  
Polígono Malpica  
Gr. Gregorio Quejido, nave 31  
E-50016 Zaragoza  
Tel. +34 976 46 56-60  
Fax +34 976 46 56-63  
info@schwer.es



Schwer Fittings BV  
Spegelt 5  
NL-5674 CE Neunen  
Tel. +31 (0) 40-28 42-750  
Fax +31 (0) 40-28 42-960  
info@schwer.nl



Schwer Fittings Oy  
Konttisentie 8  
FIN-40800 Vaajakoski  
Tel. +358 (0)20-747 93 20  
Fax +358 (0)20-747 93 21  
info@schwer.fi



Schwer Fittings s.r.o.  
Líšt'anská 499  
CZ-330 33 Město Touškov  
Tel. +420 (0) 377 923 030-1  
Fax +420 (0) 377 923 020  
info@schwer.cz



Schwer Fittings s. r. o.  
Hodžova 6  
prevádzka: Kollárova 90  
SK-03601 Martin  
Tel. +421 (0) 434 007 577  
Fax +421 (0) 434 007 500  
info@schwer.sk



Schwer Fittings Sp. z o.o.  
ul. Oleska 34  
PL-42-700 Lubliniec  
Tel. +48 (0) 34-3 51 33 30  
Fax +48 (0) 34-3 51 00 11  
info@schwer.pl



OOO Schwer Fittings  
Lenin-Prospekt 2B, 2nd Floor  
RU-443100 Samara  
Tel. +7 846 242-45-66  
Fax +7 846 242-44-03  
info@schwer.ru



SC Schwer Fittings SRL  
str. MUNTENIEI nr. 28B  
RO-300362 Timisoara  
Tel. +40 356 00 88 80  
Fax +40 356 00 88 82  
info@schwer.ro



Schwer Fittings Ltd.  
Postcode: 201805  
Rm. 505, No. 155 Moyu Road,  
Anting Town, Jiading District,  
Shanghai, P.R.C.  
Tel. +86 21 59 56 78 80  
Fax +86 21 59 56 78 82



Titon Middle East FZE  
Al Shatha Tower Dubai Media City  
19th Floor, Office 1903  
Dubai UAE  
Tel. +971 4 375 80 85  
Fax +971 4 429 06 57  
info@titon.ch